

PSK12.com

 [Print this Page](#)
[Full Version](#)

Customized Ranking of Middle Schools in Maryland (based on 2007* test results)

(Other years: [1997](#) [1998](#) [1999](#) [2000](#) [2001](#) [2002](#) [2003](#) [2004](#) [2005](#) [2006](#) 2007)


Middle Schools:

















Results for: Individual Schools

























Counties Included: Montgomery;


Test Scores Included: Gr 7 Read Adv; Gr 7 Math Adv; Gr 7 Read Prof; Gr 7 Math Prof; Gr 8 Read Adv; Gr 8 Math Adv; Gr 8 Read Prof; Gr 8 Math Prof;

Show: Individual Schools:

Click on the  Icon for Graphical Results

Rank	School	County	Gr 7 Read Adv	Gr 7 Math Adv	Gr 7 Read Prof	Gr 7 Math Prof	Gr 8 Read Adv	Gr 8 Math Adv	Gr 8 Read Prof	Gr 8 Math Prof	Total	Graph
1	Herbert Hoover	Montgomery	72.1	71.9	96.5	97.4	62.6	71.4	94.7	93.2	659.9	
2	Thomas W Pyle	Montgomery	73.5	60.0	96.6	93.3	60.0	69.5	95.3	90.8	639.0	
3	Cabin John	Montgomery	69.2	54.7	94.4	92.8	48.9	62.2	93.0	91.2	606.5	
4	Robert Frost	Montgomery	67.1	49.6	96.7	94.8	49.8	63.6	92.2	92.2	605.9	
5	North Bethesda	Montgomery	66.0	48.4	94.3	93.4	51.6	51.4	92.6	83.0	580.7	
6	Westland	Montgomery	63.7	46.4	92.6	87.9	43.2	51.3	84.6	80.2	550.0	
7	Takoma Park	Montgomery	57.5	50.0	82.9	77.7	48.1	51.9	77.1	71.7	517.0	
8	Poolesville	Montgomery	50.0	38.4	86.6	83.0	34.6	49.6	83.5	89.5	515.2	
9	Rosa M Parks	Montgomery	53.6	26.5	92.7	86.4	42.7	41.9	84.1	79.2	507.1	
10	Ridgeview	Montgomery	55.1	28.4	87.3	81.8	41.8	43.5	88.8	78.6	505.2	
11	Wm H Farquhar	Montgomery	50.2	28.4	89.1	75.5	39.9	46.5	88.4	83.0	501.0	
12	John T Baker	Montgomery	51.3	28.3	90.2	81.5	35.1	34.4	84.2	81.5	486.5	
13	Kingsview	Montgomery	56.1	34.0	88.8	82.1	30.6	31.0	79.8	65.7	468.1	
14	Tilden	Montgomery	48.8	34.8	75.6	74.8	36.1	39.3	80.0	74.6	464.0	
15	Julius West	Montgomery	49.2	36.8	79.6	72.5	34.3	40.4	77.4	71.2	461.3	
16	Eastern	Montgomery	49.6	33.2	75.9	68.3	42.6	38.9	73.0	64.6	446.2	

17	Rocky View Hill	Montgomery	41.9	16.2	84.4	76.3	36.0	31.6	85.4	66.8	438.7	
18	Roberto W Clemente	Montgomery	44.8	35.8	76.5	69.6	36.0	40.0	69.4	59.8	431.9	
19	Lakelands Park	Montgomery	45.8	27.1	86.5	73.3	30.1	25.4	75.4	63.3	426.8	
20	Redland	Montgomery	33.3	23.1	76.5	69.5	38.3	37.3	78.8	62.7	419.6	
21	Shady Grove	Montgomery	37.0	21.9	80.7	73.4	26.8	33.5	79.5	66.1	418.8	
22	Forest Oak	Montgomery	38.5	22.9	77.9	73.1	22.4	34.9	72.9	67.1	409.7	
23	Gaithersburg	Montgomery	33.3	24.7	73.2	67.4	30.4	28.5	74.7	66.3	398.6	
24	Earle B Wood	Montgomery	37.0	21.0	77.0	69.7	23.2	25.3	73.4	55.4	381.8	
25	Sligo	Montgomery	29.1	24.1	70.3	72.9	22.5	25.1	64.5	65.3	373.9	
26	Col E Brooke Lee	Montgomery	33.7	16.9	68.7	60.8	21.4	32.4	67.6	57.8	359.3	
27	Martin Luther King Jr	Montgomery	37.2	20.2	78.9	60.5	18.5	20.2	67.8	52.9	356.3	
28	Briggs Chaney	Montgomery	35.1	13.6	69.3	59.9	21.3	20.4	70.5	56.3	346.5	
29	Newport Mill	Montgomery	23.0	19.9	68.9	71.4	11.3	23.7	60.3	64.4	343.0	
30	Francis Scott Key	Montgomery	19.2	16.7	66.1	65.0	14.7	24.2	68.2	61.5	335.7	
31	Parkland	Montgomery	30.9	20.5	70.4	65.2	14.6	15.8	64.8	50.9	332.9	
32	White Oak	Montgomery	24.4	13.4	66.4	49.2	28.3	22.6	73.5	52.0	329.7	
33	Argyle	Montgomery	32.8	19.2	74.0	65.7	17.5	11.6	56.1	43.9	320.8	
34	Neelsville	Montgomery	26.7	12.8	65.2	54.6	23.4	19.3	68.6	47.3	318.1	
35	Silver Spring International	Montgomery	30.1	12.7	68.0	57.5	19.6	18.9	58.8	45.5	311.1	
36	Montgomery Village	Montgomery	22.7	8.0	65.5	52.7	29.3	14.4	69.2	44.9	306.7	
37	Benjamin Banneker	Montgomery	26.1	11.2	70.9	61.5	16.4	10.5	68.3	40.8	305.6	
38	A. Mario Loiderman	Montgomery	28.3	6.8	70.6	54.1	16.7	13.7	60.9	51.5	302.7	
39	Regional Inst For Child & Adol	Montgomery	0.0	0.0	20.0	20.0	5.6	0.0	33.3	16.7	95.6	
40	Alternative Programs	Montgomery	0.0	0.0	20.8	4.2	0.0	0.0	47.4	7.9	80.3	

Click on the  Icon for Graphical Results

* The above ranking is based on tests taken during the **2006 - 2007 academic year**.

Explanation of Test Scores:

- **Gr 7 Read Adv:** Grade 7: Percentage Achieving Advanced Level in Reading
- **Gr 7 Math Adv:** Grade 7: Percentage Achieving Advanced Level in Mathematics
- **Gr 7 Read Prof:** Grade 7: Percentage Achieving Proficient Level or Better in Reading
- **Gr 7 Math Prof:** Grade 7: Percentage Achieving Proficient Level or Better in Mathematics
- **Gr 8 Read Adv:** Grade 8: Percentage Achieving Advanced Level in Reading
- **Gr 8 Math Adv:** Grade 8: Percentage Achieving Advanced Level in Mathematics
- **Gr 8 Read Prof:** Grade 8: Percentage Achieving Proficient Level or Better in Reading
- **Gr 8 Math Prof:** Grade 8: Percentage Achieving Proficient Level or Better in Mathematics

The entirety of this site is protected by copyright © 2001-2009. All rights reserved.

Please review our: [Terms of Use](#) | [Privacy Policy](#) | [Subscriber Benefits](#)

Please send your questions and/or comments to info@psk12.com

[Home](#) [AL](#) [AK](#) [AZ](#) [AR](#) [CA](#) [CO](#) [CT](#) [DE](#) [DC](#) [FL](#) [GA](#) [HI](#) [ID](#) [IL](#) [IN](#) [IA](#) [KS](#) [KY](#) [LA](#)
[ME](#) [MD](#) [MA](#) [MI](#)
[MN](#) [MS](#) [MO](#) [MT](#) [NE](#) [NV](#) [NH](#) [NJ](#) [NM](#) [NY](#) [NC](#) [OH](#) [OK](#) [OR](#) [PA](#) [RI](#) [SC](#) [TN](#) [TX](#)
[VA](#) [WA](#) [WV](#) [WI](#) [WY](#)